

37-18.



The General Electric Co., Ltd.

TERMS OF BUSINESS AND CONDITIONS OF SALE.

1.—HOW TO ORDER.

WHEN ORDERING :—

- (a) **Quote Section Letter and Catalogue No.**—If special quotation has been submitted, give quotation reference also.
- (b) State whether order to be sent in one consignment only, or whether immediate delivery is to be made of what is in stock.
- (c) If it is not imperative that the exact articles specified be sent, add the words "or similar."

TELEPHONE ORDERS :—

The telephone number of the G.E.C. Head Office, Magnet House, Kingsway, is Regent 7050 (50 lines). That of each of the Company's branches will be found on page 4 of the cover of this Catalogue section. The Company is prepared to execute orders from its customers received by telephone, but in the interests of customers themselves, all such orders should be confirmed in writing. **All Orders confirming Verbal Orders should be plainly marked "Confirmation."**

CORRESPONDENCE :—

- Owing to the variety of the goods handled by the Company, letters and telegrams dealing with orders should specify :—
- (a) Order number and date.
 - (b) The nature of the goods, or the section of the catalogue concerned.

2.—A WARNING.

Instances have occurred where Shippers, Merchants, Contractors, and others receiving indents, specifications, and orders for goods described merely by reference to letters and numbers contained in the Company's Catalogues, have quoted or supplied the goods of other manufacturers under the said letters and numbers. The Directors of the Company have been advised that such action is a fraud upon the Company's rights, and have been successful in obtaining an injunction and damages in proceedings taken in the Chancery Division of the High Court of Justice. The injunction restrained (inter alia) the use or employment in connection with electrical goods not manufactured or supplied by the Plaintiffs, of letters or figures having reference to the Plaintiff's Catalogue, so as to induce the belief that such goods are manufactured or supplied by the Plaintiffs.

While inviting all persons engaged in the electrical trade to make frequent reference to the Company's Catalogue as a standard work on electrical materials and goods, the Directors feel bound to issue this warning against an improper use of the Catalogue.

3.—GENERAL CONDITIONS OF SALE.

The Company will use its best endeavours to execute Orders to time, but under no circumstances will be responsible for late delivery. The Company reserve the right to cancel any uncompleted Orders or suspend delivery in the event of any of the buyers' engagements not being duly met, or if they have reason to believe that such engagements may not be met.

RETURNS :—

- Goods cannot be taken back later than 10 days from date of Invoice.
Returned goods will not be accepted unless accompanied or preceded by an Advice Note.
Advice Note must state reason for the return of goods, the date, reference letter and number of the Invoice on which the goods were charged.
The acceptance of returned goods does not necessarily entitle to credit for same. Credit can only be given when the claim has been examined and found correct.
Goods should not be returned in cases consigned as "empty" since, if so consigned, they are very liable to get lost in transit, or overlooked, in which case the Company will not hold themselves responsible, and no credit can be given.

BREAKAGE, DAMAGE, AND PILFERAGE :—

- Except in special cases the Company do not hold themselves responsible for any loss or damage in transit.
Goods should be examined immediately on delivery, and in the case of breakage, damage or pilferage the Consignee should notify the Carriers immediately, and lodge a claim within three days of delivery, keeping the broken or damaged articles for examination.
In the case of non-delivery a claim must be lodged with the Carriers within fourteen days of despatch.

ALLEGED SHORTAGE :—

- Claims for alleged shortage can only be entertained if received within three days of receipt of goods and if accompanied by fullest possible particulars of case, number, condition, etc.

CONSEQUENTIAL DAMAGE :—

- Whilst every care is taken to ensure correct execution of orders, and whilst any faulty goods are of course replaced, the Company will not entertain claims for consequential damage, loss of time sustained, cost of repairs executed without previous consent.

SUBSTITUTION OF IMPROVED DESIGNS :—

- The Company will supply that pattern which experience has shown to be the best, instead of invariably sending exactly the one that may be ordered.

DIMENSIONS AND DRAWINGS :—

- Although all dimensions and drawings appearing in the Company's Catalogue have been compiled with every possible care, no guarantee is given that same will not be departed from or varied without notice.



REGD. TRADE MARK

G.E.C.

GLASSWARE

FOR
ELECTRIC LIGHTING.

SECTION

F (3)

16th Edition.

January, 1925.

CONTENTS.

	PAGE
" SUPERLUX " REFLECTORS, GLOBES, ETC ...	1402
" EQUILUXO "	1403
" HOLOPHANE "	1404/5
FANCY SHADES	1406/7/10
COLOURED AND DECORATIVE GLASS SHADES ...	1408/9
CONIC GLASS SHADES	1411
.. ENAMELLED IRON SHADES	1411
CARDBOARD SHADES	1411
CARDBOARD CURTAINS FOR OPAL SHADES ...	1411
CLEAR WELL GLASSES	1412
CLEAR GLOBES	1412
BULKHEAD GLASSES	1412

THE GENERAL ELECTRIC Co., LTD.,

Head Office : MAGNET HOUSE, KINGSWAY, LONDON, W.C.2.

Telephone : Regent 7050 (50 lines).

Telegrams : "Electricity, Westcent, London."



REGD TRADE MARK

Works : WITTON, BIRMINGHAM, COVENTRY, MANCHESTER,
SOUTHAMPTON, ERITH, WEMBLEY, LONDON, Etc.



REGD TRADE MARK

BRANCHES THROUGHOUT THE UNITED KINGDOM AND IN ALL THE PRINCIPAL MARKETS OF THE WORLD.

Superlux

GIVES PERFECT LIGHT

GLASSWARE.



G 100/8



G 120/6



G 160/72



G 179/86

REFLECTORS FOR BOWLS & HEMISPHERES.



G 191/8

Catalogue No.	G 191	G 192	G 193	G 194	G 198	G 195	G 196
Diam.	ins. 10	ins. 12	ins. 14	ins. 16	ins. 18	ins. 20	ins. 24
Lip.	3½	3½	3½	3½	4	4	4
PRICE each.	6 9	11 3	17 3	27 -	42 -	60 -	90 -

REFLECTORS—(DISTRIBUTING TYPE).

Catalogue No.	Dimensions.			OSRAM Lamp recommended.		PRICE each.
	Lip.	Width.	Height.	Vacuum.	Gasfilled.	
G 100	ins. 2½	ins. 5	ins. 3½	Watts. 20	Watts. —	s. d. 2 6
G 102	2½	5¾	4¼	30-40	30-40	3 3
G 104	2½	7½	5¼	60	60	4 9
G 106	3½	11	6¼	—	100	11 3
G 108	3½	12½	8	—	200	15 0

REFLECTORS—(CONCENTRATING TYPE).

Catalogue No.	Dimensions.			OSRAM Lamp recommended.		PRICE each.
	Lip.	Width.	Height.	Vacuum.	Gasfilled.	
G 120	ins. 2½	ins. 5½	ins. 3¾	Watts. 20	Watts. —	s. d. 2 6
G 122	2½	6½	4¼	30-40	30-40	3 3
G 124	2½	7¾	5¾	60-100	60-100	4 9
G 126	3½	12	7½	—	100-200	11 3

HEMISPHERES.

Catalogue No.	Dimensions.			OSRAM Gasfilled Lamp recommended.	PRICE each.
	Diameter over Flange.	Diameter under Flange.	Depth.		
G 160	ins. 8	ins. 7½	ins. 3¾	Watts. 40	s. d. 4 6
G 162	10	9½	4¾	60	6 9
G 164	12	11½	5¾	60-100	11 3
G 166	14	13½	6¾	100-200	17 3
G 168	16	15½	7¾	200-300	27 0
G 170	18	17½	8¾	200-300	42 0
G 172	20	19½	9¾	300-500	60 0

OGEE BOWLS.

Catalogue No.	Dimensions.			OSRAM Gasfilled Lamp recommended.	PRICE each.
	Diameter over Flange.	Diameter under Flange.	Depth.		
G 179	ins. 10	ins. 9½	ins. 4½	Watts. 60	s. d. 6 9
G 180	12	11½	5½	60-100	11 3
G 181	14	13½	6½	100-200	17 3
G 182	16	15½	7½	200-300	27 0
G 184	20	19½	9½	200-300	60 0
G 186	24	23	10	300-500	90 0

GLOBES.



G 140/6.

Catalogue No.	Lip.	Diam.	OSRAM Lamp recommended.	PRICE each.
G 140	ins. 3½	ins. 6	Watts. 30-40	s. d. 3 6
G 142	5½	7½	60-100	5 0
G 143	4	7½	60-100	5 0
G 144	6¾	9	100-200	10 6
G 146	8½	12	100-300	18 0

"Equiluxo" GLASS—WITHOUT GLARE GLASSWARE.

183 (F)
"EQUILUXO"
GLASSWARE.



G 1500 B
DISTRIBUTING TYPE.

Catalogue No.	Size	EQUILUXO Quality Lamp recommended		PRICE each.
		Vacuum	Qualified	
G 1500	6" (1 1/2" x 4")	White	White	3 6
G 1502	5" (1 1/2" x 4")	Opal	Opal	4 4
G 1504	5" (1 1/2" x 4")	Opal	Opal	5 10
G 1506	6" (1 1/2" x 4")	Opal	Opal	9 8
G 1508	6" (1 1/2" x 4")	Opal	Opal	14 7



G 1510 20
CONCENTRATING TYPE.

Catalogue No.	Size	EQUILUXO Quality Lamp recommended		PRICE each.
		Vacuum	Qualified	
G 1510	12" (1 1/2" x 25")	White	White	3 6
G 1512	10" (1 1/2" x 20")	Opal	Opal	5 10
G 1514	11" (1 1/2" x 24")	Opal	Opal	10 8
G 1520	13" (1 1/2" x 28")	Opal	Opal	14 7



G 1522
HIGH WATTAGE TYPE.

Catalogue No.	Size	EQUILUXO Quality Lamp recommended		PRICE each.
		Vacuum	Qualified	
G 1522	13" (1 1/2" x 34")	White	White	21 8



G 1540 B
DORIC GLOBE.

Catalogue No.	Size	EQUILUXO Quality Lamp recommended		PRICE each.
		Vacuum	Qualified	
G 1540	4" (1 1/2" x 11")	White	White	6 0
G 1542	5" (1 1/2" x 12")	Opal	Opal	9 0
G 1544	5" (1 1/2" x 12")	Opal	Opal	10 8
G 1546	6" (1 1/2" x 14")	Opal	Opal	27 8



G 1530 B
GEORGIAN HEMISPHERE.

Catalogue No.	Size	EQUILUXO Quality Lamp recommended		PRICE each.
		Vacuum	Qualified	
G 1530	8"	White	White	9 6
G 1532	10"	Opal	Opal	13 4
G 1534	12"	Opal	Opal	22 0
G 1536	14"	Opal	Opal	36 4
G 1538	16"	Opal	Opal	58 4



G 1550 60
DORIC HEMISPHERE.

Catalogue No.	Size	EQUILUXO Quality Lamp recommended		PRICE each.
		Vacuum	Qualified	
G 1550	6"	White	White	9 6
G 1552	8"	Opal	Opal	13 4
G 1554	10"	Opal	Opal	22 0
G 1556	12"	Opal	Opal	36 4
G 1558	14"	Opal	Opal	58 4
G 1560	16"	Opal	Opal	200 0

"HOLOPHANE" GLASSWARE.

STILETTO REFLECTORS.

EXTENSIVE TYPE.



G 1001/8

Catalogue No.	Holophane No.	Lip.	Diameter.	Depth.	OSRAM Lamp recommended.		PRICE each.	
					Vacuum.	Gasfilled.	s.	d.
G 1001	E 25	2 1/4	5 3/8	3 3/4	Watts. 20	Watts. 30	3	3
G 1002	E 40	2 1/4	6 1/4	4 1/2	30-40	40	4	0
G 1003	E 60	2 1/4	7	5	60	60	4	6
G 1008	E 100	2 1/4	8 3/4	5 1/2	100	100	7	6
G 1005	E 150	3 1/4	10	6 1/2	—	150-200	13	6
G 1006	E 250	3 1/4	11 3/8	7 3/8	—	300	18	6
G 1007	E 500	3 1/4	14 1/8	8 3/8	—	500	45	0

INTENSIVE TYPE.



G 1011/8

Catalogue No.	Holophane No.	Lip.	Diameter.	Depth.	OSRAM Lamp recommended.		PRICE each.	
					Vacuum.	Gasfilled.	s.	d.
G 1011	I 25	2 1/4	6	4	Watts. 4	Watts. 30	3	3
G 1012	I 40	2 1/4	6 3/4	4 1/2	30-40	40	4	0
G 1013	I 60	2 1/4	7	5 1/2	60	60	4	6
G 1018	I 100	2 1/4	8 7/8	5 7/8	100	100	7	6
G 1015	I 150	3 1/4	10 3/8	6 3/4	—	150-200	13	6
G 1016	I 250	3 1/4	11 3/8	7 1/4	—	300	18	6
G 1017	I 500	3 1/4	14 1/4	8 1/2	—	500	45	0

FOCUSsing TYPE.



G 1021/7

Catalogue No.	Holophane No.	Lip.	Diameter.	Depth.	OSRAM Lamp recommended.		PRICE each.	
					Vacuum.	Gasfilled.	s.	d.
G 1021	F 25	2 1/4	6 3/8	3 3/8	Watts. 20	Watts. 30	3	3
G 1022	F 40	2 1/4	7 1/8	4 1/8	30-40	40	4	0
G 1023	F 60	2 1/4	7 7/8	5	60	60	4	6
G 1027	F 100	2 1/4	9 3/8	5 1/8	100	100	7	6
G 1025	F 150	3 1/4	11 1/8	6 1/2	—	150-200	13	6
G 1026	F 250	3 1/4	13 1/4	7 1/2	—	300	18	6

GLOBES.



G 1171

Cat. No.	Holophane No.	Dimensions.	PRICE each.
G1171	3063	6" x 6" x 3 1/4"	s. d. 10 0



G 1191 3

Cat. No.	Holophane No.	Dimensions.	PRICE each.
G1191	3358	5" x 4 1/2" x 3 1/4"	s. d. 5 3
G1193	3350	6" x 6" x 3 1/4"	9 0



G 1195

Cat. No.	Holophane No.	Dimensions.	PRICE each.
G1195	3150	4 1/2" x 6 1/4" x 3 1/4"	s. d. 5 3

"HOLOPHANE" GLASSWARE.

1405 (F)
"HOLOPHANE"
GLASSWARE.



G 1210/6

REFLECTOR BOWLS.



G 1220/6

STILETTO TYPE.

Catalogue No.	Holophane No.	Diameter over Flange.	Lip.	OSRAM Gasfilled Lamp recommended.	PRICE each.
		ins.	ins.	Watts.	s. d.
G 1210	7910	10	3½	60	16 6
G 1212	7912	12	3½	100	26 0
G 1214	7914	14	3½	200	46 6
G 1216	7916	16	3½	300	75 0

CRYSTAL TYPE.

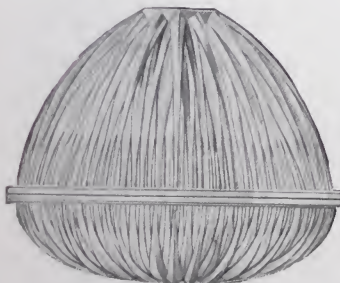
Catalogue No.	Holophane No.	Diameter over Flange.	Lip.	OSRAM Gasfilled Lamp recommended.	PRICE each.
		ins.	ins.	Watts.	s. d.
G 1220	7620	10	3½	60	20 0
G 1222	7622	12	3½	100	31 6
G 1224	7624	14	3½	200	62 0
G 1226	7626	16	3½	300	87 6

STILETTO HEMISPHERES.



G 1330/6

EXCELLITES.



G 1318/24

Catalogue No.	Holophane No.	Diameter over Flange.	OSRAM Gasfilled Lamp recommended.	PRICE each.
		ins.	Watts.	s. d.
G 1330	1012	10	60	12 6
G 1332	1212	12	100	18 9
G 1334	1412	14	200	43 6
G 1336	1612	16	300	75 0

REFLECTOR- REFRACTORS.



G 1340/6

Catalogue No.	Holophane No.	Diameter.	OSRAM Gasfilled Lamp recommended.	PRICE each.
		ins.	Watts.	s. d.
G 1318	4007	7¾	40-60	9 6
G 1320	4010	10	100	18 0
G 1322	4012	12	150-200	35 6
G 1324	4014	14	300-500	63 6

Catalogue No.	Holophane No.	Dimensions.			OSRAM Gasfilled Lamp recommended.	PRICE each.
		Diam.	Height	Lip.		
		ins.	ins.	ins.	Watts.	s. d.
G 1340	2110	7¾	4¾	2¼	60	8 9
G 1342	2120	9¾	6¼	3¼	100-150	17 6
G 1344	2130	12¼	8¼	4	200-300	45 0
G 1346	2140	14¼	9¾	4	300-500	70 0

Bottom cups can be supplied at the following additional prices:

G 1340 1/6, G 1342 2/-, G 1344 2/9, G 1346 3/6 each

FANCY GLASS SHADES.



**G 6001/7.
 CYLINDER.**

Lead or Opalescent.


	inches.	each.
G 6001	4½ × 6	6-
G 6003	4 × 8½	7/6
G 6005	7½ × 10	15-
G 6007	8 × 9	15-



**G 6011/5.
 LANGHAM.**

Plain Opal, Flint Edge.


	inches.	each.
G 6011	10 × 3¼ × 1¼ hole	4/9
G 6013	7½ × 3 × 1¼ "	3/3
G 6015	6 × 3 × 1¼ "	2/9



**G 6021/9.
 LANGHAM.**

Opalescent.

	inches.	each.
G 6021	15 × 5½ × 1¼ hole	9/9
G 6023	12 × 3½ × 1¼ "	5/6
G 6025	10 × 3¼ × 1¼ "	4/3
G 6027	7½ × 3 × 1¼ "	3-
G 6029	7½ × 3 × 3¼ lip	3-



**G 6031.
 SEA FOAM.**

5½ × 4 × 1¼ in. hole.
 Straw Opalescent.
 2/9 each.



**G 6041/5
 IRENE.**

6½ × 4½ × 1¼ in. hole.

	each.
G 6041 Frosted	1/6
G 6043 Ruby Edge	2-
G 6045 Citron Edge	2-



**G 6051.
 DAHLIA.**

6 × 6 × 1¼ in. hole.
 Satin Finish.
 1/9 each.



**G 6053.
 EUGEN.**

4½ × 5 × 1¼ in. hole.
 Satin Finish.
 1/9 each.



**G 6061/67
 LETTICE.**

5½ × 5 × 1¼ in. hole.

	each.
G 6061 Satin Finish	1/6
G 6063 Ruby Edge	2/3
G 6065 Green Edge	2/3
G 6067 Yellow Edge	2/3



**G 6071.
 GAILLA.**

4½ × 5½ × 1¼ in.
 Satin Finish.
 2/- each.



**G 6073/5
 VINET.**

5½ × 5½ × 1¼ ins.

G 6073 Satin Finish.	2/- each.
G 6075 Satin Finish. Amber Tinted.	2/9 each.



**G 6077.
 DANNY.**

4½ × 5½ × 1¼ in.
 Satin Finish. Clear Edge.
 2/3 each.



**G 6079.
 IDA.**

5½ × 5½ × 1¼ in.
 Satin Finish. 2/- each.



**G 6081.
 JENNIE.**

4½ × 4½ × 1¼ in. hole.
 Satin Finish. 1/9 each.



**G 6091.
 BRASSEY.**

4½ × 5 × 2¼ ins. lip.
 Satin Finish. 1/6 each.



**G 6093.
 BLUETTE.**

3½ × 5½ × 2¼ in. lip.
 Satin Finish. 2/- each.



**G 6095.
 CUBANA.**

5½ × 5 × 3¼ in. lip.
 Satin Finish. 3/3 each.



**G 6097.
 MONKTON.**

4½ × 5½ × 3¼ in.
 Satin Finish. 3/6 each.

FANCY GLASS SHADES.



G 6101.
LYS.

4 1/2 x 5 1/2 = 1 1/2 in. hole.
Satin Etched.
3 6 each.



G 6103.
ADELINA.

6 x 6 = 1 1/2 in. hole.
Satin Etched.
3 9 each.



G 6105.
DRAGON.

4 1/2 x 5 1/2 = 1 1/2 in. hole.
Satin Etched.
3 3 each.



G 6107.
CORONACH.

4 1/2 x 5 1/2 = 1 1/2 in. hole.
Satin Etched.
3 6 each.



G 6109.
WOLFFERIA.

5 1/2 x 5 1/2 = 1 1/2 in. hole.
Satin Etched.
4 9 each.



G 6111.
ATHENE.

5 x 4 = 1 1/2 in. hole.
Satin Finish. Inscribed
GOD GREEK KEY.
5 9 each.



G 6113.
MEDAL.

4 1/2 x 4 1/2 = 1 1/2 in. hole.
Satin Finish.
4 9 each.



G 6115.
ISABELLA.

4 1/2 x 5 1/2 = 1 1/2 in. hole.
Satin Finish.
6 3 each.



G 6121.
PARICI.

5 x 5 = 1 1/2 in. hole.
Satin Etched.
3 6 each.



G 6123.
IGOR.

5 x 5 1/2 = 1 1/2 in. hole.
Satin Etched.
3 3 each.



G 6125.
OUIDA.

4 1/2 x 4 1/2 = 1 1/2 in. hole.
Satin Finish.
5 6 each.



G 6127.
TANJA.

4 x 5 1/2 = 1 1/2 in. hole.
Satin Finish.
Hand Painted.
5 6 each.



G 6131.
VEEDA.

4 1/2 x 5 1/2 = 1 1/2 in. hole.
Satin Cut.
6 6 each.



G 6133.
DAMAS.

4 x 5 1/2 = 1 1/2 in. hole.
Satin Cut.
12 - each.



G 6135.
DUVAL.

4 1/2 x 5 1/2 = 1 1/2 in. hole.
Satin Cut.
10 6 each.



G 6137.
BOMBE.

4 1/2 x 5 1/2 = 1 1/2 in. hole.
Satin Cut.
9 6 each.

COLOURED AND DECORATED GLASS SHADES.



G 6201.
IVELL.

4½ × 4½ × 2¼ in. lip.
White, with Black
decoration.
5/6 each.



G 6203.
WORTH.

4½ × 5¾ × 3¼ in. lip.
White, with Black
decoration.
6/9 each.




G 6205.
SHAY.

5½ × 5 × 1¼ in. hole.
White, with Coloured
decoration.
5/6 each.



G 6207.
GIDIA.

5½ × 5 × 1¼ in. hole.
White, with Coloured
decoration.
5/- each.



G 6211/7.
EGMONT.

5½ × 5 × 1¼ in. hole.

G 6211 Orange. 5/- each
G 6213 Mauve. 5/- "
G 6215 Rose. 5/- "
G 6217 Blue. 5/- "



G 6221/3.
MOLTO.

5½ × 5½ × 1¼ in. hole.

G 6221 Orange. 6/- each.
G 6223 Rose. 6/- "



G 6225/7.
EXTASE.

5½ × 5½ × 1¼ in. hole.

G 6225 Mauve. 6/- each.
G 6227 Blue. 6/- "



G 6231/3.
PHYLLION.


5 × 5½ × 1¼ in. hole.

G 6231 Orange. 5/- each.
G 6233 Mauve. 5/- "



G 6235.
BURNETT.

5½ × 5½ × 1¼ in. hole.
Blue, Hand Painted
decoration.
8/6 each.



G 6241/5.
MEGAN.

9 × 5 × 1¼ in. hole.

G 6241 Orange. 9/- each.
G 6243 Mauve. 9/- "
G 6245 Rose. 9/- "



G 6257.
BOURNE.

4 × 5½ × 2¼ in. lip.
Hand Painted
decoration.
6/6 each.

COLOURED AND DECORATED GLASS SHADES.



G 6261/3,
JESSEL,
For handles

To fit F 3831/3 carriers.
G 6261 Pink, 5.6 each.
G 6263 Salmon, 5.6 ..



G 6265 7,
NOEL.

4 1/2 x 4 1/2 x 4 1/2 in. hp.
G 6265 Pink, 16.6 each.
G 6267 Salmon, 16.6 ..



G 6269,
DOGE.

4 x 4 x 4 1/2 in. hp.
Amber, with black
decoration.
13.6 each.



G 6271,
BEAUVAIS.

4 1/2 x 4 1/2 x 4 1/2 in. h. w.
Old ivory
3.6 each.



G 6273
TREWIN.

4 1/2 x 4 1/2 x 4 1/2 in. hp.
Brown parchment colour.
3.6 each.



G 6275,
EADY.

As G 6273 but
with blue and green decoration.
4.8 each.



G 6277
LAMOND.

7 x 4 1/2 x 4 1/2 in. hp.
Brown parchment colour.
6.6 each.



G 6278,
EASTHOPE.

As G 6277 but with blue
and green decoration.
8.6 each.

"PERFUMA" SMOKE ABSORBERS.



G 6281,
OLYMPUS.
18.6 each.

Hand painted decorations on glass. Mounted
on gilt colour stands. A receptacle at the top
enables perfume to be disseminated throughout
a room, absorbing smoke and creating a pleasant
atmosphere. Arranged to take new type
OSRAM Lamp.



G 6283,
SILK.
18.6 each.

G. & C.

FANCY GLASS SHADES.



**G 6141.
 HEY.**
 5 × 4½ × 2½ in. lip.
 Satin Finish.
3/3 each.



**G 6143.
 TINTA.**
 7¼ × 4 × 3¼ in. lip.
 Satin Etched.
8/6 each.



**G 6151/7.
 FLAMBEAU.**
 Satin Finish.

G 6151	3 × 5¼ × 2½ in. lip.	2 6	each.
G 6153	4½ × 7½ × 3¼ in. lip.	3 9	"
G 6155	6½ × 10½ × 4 in. lip.	7 6	"
G 6157	10¼ × 16 × 7½ in. lip.	45 -	"



**G 6161.
 PANDORA.**
 4½ × 5½ × 1½ in. hole.
 Cut Crystal.
11/6 each.



**G 6163.
 STELLA.**
 4 × 5½ × 1½ in. hole.
 Cut Crystal.
11/6 each.



**G 6171.
 BRILLIANT.**
 6 × 4 × 3½ in.
 Cut Crystal.
10 6 each.



**G 6173.
 PARAGON.**
 6¼ × 4½ × 3½ in. lip.
 Cut Crystal.
22 6 each.



**G 6175.
 GRENDON.**
 5½ × 5 × 3½ in. lip.
 Cut Crystal.
25 - each.



**G 6177.
 TESS.**
 6½ × 4 × 3½ in. lip.
 Cut Crystal.
39/- each.



G 6179.
 6 × 4¼ × 3½ in. lip.
 Satin Finish.
6 6 each.



**G 6181.
 HAZEL.**
 6 × 4½ × 3½ in. lip.
 Satin Finish, Etched.
5 6 each.



**G 6183.
 FINDEN.**
 6 × 4¼ × 3½ in. lip.
 Satin Cut.
9 6 each.



**G 6185.
 WILLETTE.**
 7½ × 4½ × 3½ in. lip.
 Satin Cut.
22 6 each.



**G 6191.
 STERNDALE.**
 6½ × 5½ × 3½ in. lip.
 Satin Finish.
3 9 each.



**G 6193.
 RAINE.**
 6½ × 4½ × 3½ in. lip.
 Satin Finish.
3 6 each.



**G 6195.
 EGG.**
 6 × 4 × 3½ in.
 Iced Glass.
4 6 each.



**G 6197.
 GLOBE.**
 6 × 5½ × 3½ in.
 Iced Glass.
4 6 each.

S.E.C.

GLASS CONIC SHADES.



G 6301/41

WHITE.

Catalogue No.	Dimensions.	Top opening.	PRICE per dozen.		PRICE per gross, if supplied in original cases. No extra charge for cases or packing. Breakage at consignee's risk.	
			£	s. d.	£	s. d.
G 6301	15 × 4 $\frac{1}{2}$	1 $\frac{1}{8}$	1	14 6	18	12 0
G 6303	12 × 3 $\frac{1}{2}$	1 $\frac{1}{8}$	0	13 6	7	7 0
G 6305	10 × 3 $\frac{1}{4}$	1 $\frac{1}{8}$	0	9 3	4	19 0
G 6307	9 × 3	1 $\frac{1}{8}$	0	8 6	4	13 0
G 6309	8 × 2 $\frac{1}{2}$	1 $\frac{1}{8}$	0	8 0	4	7 0
G 6311	6 × 2	1 $\frac{1}{8}$	0	7 6	4	1 0
G 6313	10 × 5	1 $\frac{1}{8}$	0	10 6	5	14 0
G 6315	9 × 4	1 $\frac{1}{8}$	0	9 6	5	2 0
G 6317	8 × 6	1 $\frac{1}{8}$	0	9 0	4	19 0
G 6319	15 × 4 $\frac{1}{2}$	3 $\frac{1}{4}$ lip	1	14 6	18	12 0
G 6321	10 × 3 $\frac{1}{4}$	2 $\frac{1}{4}$ lip	0	10 6	5	14 0

GREEN AND WHITE.

Catalogue No.	Dimensions.	Top opening.	PRICE per dozen.		PRICE per gross if supplied in original cases. No extra charge for cases or packing. Breakage at consignee's risk.	
			£	s. d.	£	s. d.
G 6331	12 × 3 $\frac{1}{2}$	1 $\frac{1}{8}$	1	16 0	19	16 0
G 6333	10 × 3 $\frac{1}{4}$	1 $\frac{1}{8}$	0	18 6	10	1 0
G 6335	9 × 3	1 $\frac{1}{8}$	0	17 6	9	9 0
G 6337	10 × 5	1 $\frac{1}{8}$	0	19 9	10	16 0
G 6339	8 × 6	1 $\frac{1}{8}$	0	17 6	9	9 0
G 6341	6 $\frac{1}{2}$ × 4	1 $\frac{1}{8}$	0	16 6	9	0 0

ENAMELLED IRON SHADES.

BLUE AND WHITE.

Cat. No.	Descrip.	Dimensions.	Top opening.	PRICE, per dozen.	
				£	s. d.
G 6351	Conic	24 × 8	1 $\frac{1}{8}$	4	10 0
G 6353	"	18 × 6	1 $\frac{1}{8}$	2	2 0
G 6355	"	15 × 5	1 $\frac{1}{8}$	1	4 0
G 6357	"	12 × 4	1 $\frac{1}{8}$	0	14 6
G 6359	"	10 × 5	1 $\frac{1}{8}$	0	12 6
G 6361	"	10 × 3 $\frac{1}{4}$	1 $\frac{1}{8}$	0	9 0
G 6363	"	9 × 3	1 $\frac{1}{8}$	0	8 0
G 6365	"	8 × 2 $\frac{1}{2}$	1 $\frac{1}{8}$	0	6 6
G 6367	"	10 × 3 $\frac{1}{2}$	2 $\frac{1}{4}$ lip	0	12 6



G 6501/7




G 6531/5

Green and White Cardboard Shades. 1 $\frac{1}{8}$ in. hole.			
Catalogue No.	Dia.		PRICE per doz.
	inches.	inches.	
G 6501	8	4	6 0
G 6503	10	5	7 3
G 6505	12	6	10 0
G 6507	15	7 $\frac{1}{2}$	13 6

Green and White Cardboard Shades Strong Brass Bound Edges. Ventilated Brass Top, 1 $\frac{1}{8}$ in. Hole.			
Catalogue No.	Dia.		PRICE per doz.
	inches.	inches.	
G 6531	8	4	18 0
G 6533	10	5	21 0
G 6535	12	6	26 6

BRASS RINGS WITH BEST SILK FRINGE.



G 6551

4in. diameter, 1 $\frac{1}{8}$ in. Hole. Gold and White. Pink and White. 6/9 each.

Catalogue No.	Dia.	Depth of Fringe.	PRICE each.	
			£	s. d.
G 6511	10	3	10	6
G 6513	12	4	13	6
G 6515	15	4	17	6
G 6517	18	5	22	6

With Gold or Silver Bead Fringe.


G 6521	10	3	10	6
G 6523	12	4	13	6
G 6525	15	4	17	6
G 6527	18	5	22	6



G 6371

White Opal. 6 $\frac{1}{2}$ × 4 $\frac{1}{2}$ × 1 $\frac{1}{8}$ in. hole. 2s. 6d. each.

CARDBOARD CURTAINS.



Green and White Cardboard Curtain for attaching to 9in. and 10in. Opal Shades.

Catalogue No.	Dia.	Depth.	PRICE per doz.	
			£	s. d.
G 6541	9	3	13	6
G 6543	10	3	13	6

G 6373

Green and White Opal. 5 $\frac{7}{8}$ × 5 $\frac{7}{8}$ × 1 $\frac{1}{8}$ in. hole. 2s. 9d. each.



CLEAR WELL GLASSES, GLOBES, ETC.



WELL
GLASSES.

G 6401/7

Catalogue No.	Dimensions.			PRICE per doz.
	Depth	Under Flange.	Over Flange.	
G 6401 (Light pattern)	ins. 6½	ins. 3	ins. 3½	13/6
G 6403 (Heavy pattern)	6½	3	3½	21/-
G 6405 (Light pattern)	7½	3	3½	19/6
G 6407 (Flangeless)	6½	3½	—	19/6

BULKHEAD GLASSES.



G 6411 9

Cat. No.	Description.	Dimensions.		PRICE per doz.
		Depth.	Over Flange.	
G 6411 (Light pattern)	Clear	ins. 2	ins. 8½	25/6
G 6413 (Light pattern)	Frosted	2	8½	45/-
G 6415 (Heavy pattern)	Clear	2	8½	29/6
G 6417 (Flangeless)	Clear	2	7½	25/6
G 6419 (Flangeless)	Frosted	2	7½	45/-

GLOBES.

PINE.

GLOBE.



G 6421/7



G 6429 33

Catalogue No.	Description.	Dimensions.			PRICE per doz.
		Depth.	Diam.	Lip.	
G 6421	Clear	ins. 6	ins. 4½	ins. 3½	34/6
G 6423	Frosted inside	6	4½	3½	45/-
G 6425	Opalescent	6	4½	3½	45/-
G 6427	Ruby	6	4½	3½	69/-
G 6429	Clear	6	5½	3½	36/-
G 6431	Frosted inside	6	5½	3½	45/-
G 6433	Ruby	6	5½	3½	72/-



G 6441/3

Cat. No.	Dimensions.		Description.	PRICE each.
	Diam. over Flange.	Depth.		
G 6441	ins. 11½	ins. 9	Clear	10/6
G 6443	11½	9	Flint Pearl Opals'nt	15/6

For "Birmingham," "City," and small "Wembley" Lanterns.

GLOBES.



G 6451/7

Cat. No.	Dimensions.		Description.	PRICE each.
	Diam. over Flange.	Depth.		
G 6451	ins. 6½	ins. 6¼	Clear	4/6
G 6453	6½	6½	Flint Pearl Opals'nt	6/6
G 6455	8	7¼	Clear	7/6
G 6457	8	7¼	Flint Pearl Opals'nt	10/6



G 6461/3

Cat. No.	Dimensions.		Description.	PRICE each.
	Diam. over Flange.	Depth.		
G 6461	ins. 12	ins. 12½	Clear	13/6
G 6463	12	12½	Flint Pearl Opals'nt	22/6

For "Boro" Lanterns, etc.



Catalogue No.	Dimensions.			Description.	PRICE each.
	Diam.	Depth.	Diam. over Flange.		
G 6471	ins. 11	ins. 8½	ins. 7½	Clear Flint	11/-
G 6473	13	8½	8½		16/6
G 6475	11	8½	7½		12/-
G 6477	13	8½	8½	Opaloid	18/-
G 6479	11	8½	7½	Horizontal	16/6
G 6481	13	8½	8½	Opal & Clear	21/-
G 6483	11	8½	7½	Diagonal	16/6
G 6485	13	8½	8½	Opal & Clear	21/-

For F 4865/7 Lanterns.



Cat. No.	Dimensions.		Description.	PRICE each.
	Diam. over Flange.	Depth.		
G 6489	ins. 15½	ins. 13½	Clear Flint	25/6

For large size "Wembley" Lanterns.



Cat. No.	Dimensions.		Description.	PRICE each.
	Diam.	Diam. over Flange.		
G 6491	ins. 12	ins. 8½	Clear	15/-
G 6493	12	8½	Flint Pearl Opals'nt	19/3
G 6495	12	8½	Opal and clear diagon'ly divided.	22/6

For "Guildhall" Lanterns, etc.

SEPARATE SECTIONS OF CATALOGUE.

SECTION

- P** (3) Direct Current Motors
 - (4) Alternating Current Motors
 - (5) Plant (Combined Sets, etc.)
 - (6) Transformers
 - (7) G.E.C. Lighting Sets

 - X** (1) Switchboards
 - (2) High Tension Switchgear
 - (3) Circuit Breakers
 - (4) Condenser Protective Gear
 - (5) Motor Starters
 - (6) Cable Boxes
 - (7) Motor Controllers

 - X & Y** Low and Medium Tension Switchgear

 - M** Measuring Instruments

 - V** (3) "Freezor" Electric Fans
 - (4) "Witton" Fractional H.P. Motors

 - OS** Osram and Robertson Lamps

 - S** Electric Light Supplies

 - W** (1) Pirelli-General Wires and Cables
 - (2) "Kingsway" Wiring System

 - C** Conduit and Accessories

 - F** Fixtures

 - FI** Industrial and Street Lighting

 - F & G** Fittings Accessories

 - H** (1) Electric Heating Apparatus
 - (2) Electric Cooking Apparatus

 - L** (1) Electric Bells, Batteries, and Accessories
 - (3) Colliery Signalling, Miners' Hand Lamps

 - K** Telephones

 - RS** Railway Signalling Apparatus

 - BC** (2) Broadcasting Valves
-

Any of the above will be sent on receipt of application stating which section is required.

THE GENERAL ELECTRIC CO., LTD.

Known throughout the World as the

"G.E.C."

Manufacturers and Suppliers of Everything Electrical.

WORKS:

ENGINEERING WORKS ..	Witton, BIRMINGHAM	ACCESSORIES WORKS ..	Union Works, WEMBLEY, LONDON
CARBON WORKS ..	Witton, BIRMINGHAM	RAILWAY SIGNALLING ..	Union Works, WEMBLEY, LONDON
LAMP BLACK WORKS ..	Witton, BIRMINGHAM	APPARATUS WORKS ..	LEMINGTON-ON-TYNE and WEMBLEY
BATTERY WORKS ..	Witton, BIRMINGHAM	GLASS WORKS ..	LEMINGTON-ON-TYNE and WEMBLEY
STEEL CONDUIT WORKS ..	Witton, BIRMINGHAM	METER WORKS ..	BIRMINGHAM
"FREEZOR" FAN WORKS ..	Witton, BIRMINGHAM	STEAM-TURBINE WORKS ..	ERITH
SWITCHGEAR WORKS ..	Witton, BIRMINGHAM	CONVEYING AND MINING ..	ERITH
MOULDED INSULATION WORKS ..	Witton, BIRMINGHAM	PLANT WORKS ..	SOUTHAMPTON
TELEPHONE WORKS ..	STOKE, near Coventry	CABLE WORKS ..	Wheeley's Lane, BIRMINGHAM
ART METAL WORKS ..	Wheeley's Lane, BIRMINGHAM	HEATING AND COOKING ..	Wheeley's Lane, BIRMINGHAM
INSTRUMENT WORKS ..	North George Street, SALFORD	APPARATUS WORKS ..	Wheeley's Lane, BIRMINGHAM
OSRAM-G.E.C. LAMP WORKS ..	Brook Green, Hammersmith, LONDON		

RESEARCH LABORATORIES WEMBLEY, Middlesex.

HOME BRANCHES:

	Address.	Telephone No.	Telegrams.
ABERDEEN ..	Magnet House, 30, Adelphi ..	2986 ..	"Relay."
BELFAST ..	9/13, Queen Street ..	4276/7 ..	"Igniton"
BIRMINGHAM ..	Magnet House, Moor Street ..	Central 6404 ..	"Insulator"
BRISTOL ..	Magnet House, 81, Victoria Street ..	4482/3 ..	"Geeko"
CARDIFF ..	Magnet House, Womanby Street ..	2620 ..	"Magneto."
CORK ..	Magnet House, 74, Grand Parade ..	823 ..	"Relay."
DUBLIN ..	13, Trinity Street ..	3300 ..	"Push."
DUNDEE ..	26/30, North Lindsay Street ..	182 ..	"Geeko."
EDINBURGH ..	Magnet House, 100, Hanover Street ..	Central 8811 ..	"Geeko."
GLASGOW ..	Magnet House, 71, Waterloo Street ..	Central 9250 ..	"Apparatus."
HULL ..	Magnet House, 28, Charlotte Street ..	Central 2821/2 ..	"Switch."
IPSWICH ..	Commercial Union Buildings, Princes Street ..	379 ..	"Starter."
LEEDS ..	11A, Wellington Street ..	Central 20671 ..	"Induction."
LIVERPOOL ..	Magnet House, Church Alley ..	Royal 4530 ..	"Electricity."
MANCHESTER ..	Magnet House, Victoria Bridge ..	City 1400 ..	"Induction."
NEWCASTLE-ON-TYNE ..	30, Gallowgate ..	5275/6/7/8 ..	"Switch."
NOTTINGHAM ..	Magnet House, 4, Chapel Bar ..	4265 ..	"Electricity."
SHEFFIELD ..	Magnet House, Angel Street ..	Central 4960/1/2 ..	"Induction."
SOUTHAMPTON ..	Magnet House, 24, High Street ..	4463 ..	"Freezor."
SWANSEA ..	Magnet House, 44, Wind Street ..	597 ..	"Booster."

OVERSEAS BRANCHES.

AUSTRALASIA:

THE BRITISH GENERAL ELECTRIC CO., LTD.,
154/6, Clarence Street, SYDNEY (N.S.W.),
590, Bourke Street West, MELBOURNE (Victoria),
Royal Exchange Insurance Chambers, Gilbert Place,
Adelaide, S. AUSTRALIA.
370 to 372, Murray Street, Perth, WESTERN AUSTRALIA.
Empire Buildings, Wileston Street, WELLINGTON (N.Z.).
238, Cumberland Street, DUNEDIN (N.Z.).
Jamieson's Building, 24/26, Lorne Street, AUCKLAND (N.Z.),
with Offices at NEWCASTLE (N.S.W.), and agencies in
BRISBANE (Queensland), and in the Fiji, Navigation,
and Friendly Islands.

SOUTH AFRICA:

THE BRITISH GENERAL ELECTRIC CO., LTD.,
Corner of Loveday and Anderson Streets (P.O. Box 2406),
JOHANNESBURG,
83/89, Castle Street (P.O. Box 1327), CAPETOWN.
20, Queen Street, PORT ELIZABETH.
Magnet House, 56, Field Street, DURBAN,
with agencies in Salisbury and Bulawayo (Rhodesia),
and East London (Cape Province).

EAST AFRICA:

THE EAST AFRICAN ENGINEERING AND TRADING CO.,
LTD., DAR-ES-SALAAM for TANGANYIKA Territory
(late German East Africa) and the ISLAND OF ZANZIBAR.

WEST AFRICA:

THE AFRICAN & EASTERN TRADE CORPN., LTD.,
Royal Liver Building, LIVERPOOL, for GAMBIA,
SENEGAL, PORTUGUESE GUINEA, SIERRA LEONE,
LIBERIA, GOLD COAST, IVORY COAST, TOGOLAND,
DAHOMEY, NIGERIA, CAMEROONS, GABON, and part
of the BELGIAN CONGO.

SOUTH AMERICA:

BERCELIO BECERRA ARAUJO,
Calle 11, No. 186,
BOGOTA,
for REPUBLIC OF COLOMBIA.

INDIA AND BURMAH:

THE GENERAL ELECTRIC CO. (INDIA), LTD.,
14, Old Court House Street, CALCUTTA.
100, Armenian Street, MADRAS.
235, Hornby Road, BOMBAY.
Lawrence Road, LAHORE.

FEDERATED MALAY STATES AND STRAITS SETTLEMENTS:

FRASER & CHALMERS ENGINEERING WORKS,
(Proprietors: The General Electric Co., Ltd.),
Magnet House, 62/63, Robinson Road, SINGAPORE,
Straits Settlements.

CHINA, MANCHURIA, AND KOREA:

THE GENERAL ELECTRIC CO. OF CHINA, LTD.,
Box No. 503 C.P.O., SHANGHAI.
2, Queen's Building, HONG KONG.
23, Tung Ting Road (British Concession), HANKOW.
62, Rue de France, TIENTSIN.
DAIREN, South Manchuria.

ARGENTINA AND URUGUAY:

ANGLO-ARGENTINE GENERAL ELECTRIC CO., LTD.,
1475, 1483, Rivadavia (Plaza del Congreso),
BUENOS AIRES (Argentina).

EUROPE:

GENERAL ELECTRIC DE FRANCE, LTD., 10/12, Rue Rodier,
PARIS.

OVERSEAS AGENCIES:

ASIA:

DAVID SASSOON & CO., LTD., 9, King William St., London, E.C.,
for MESOPOTAMIA and PERSIA.
HARRISONS & CROSSFIELD (BORNEO) LTD., SANDAKAN,
for BRITISH NORTH BORNEO and LABUAN.
BANGKOK DOCK CO., BANGKOK, for SIAM.
N. V. VAN DEN BERG & CO.'s METAALHANDEL, MEDAN,
Sumatra, for DUTCH EAST INDIES.
ARABIAN TRADING CO., ADEN, for ADEN and district.

EUROPE:

"ELECTRIC" SOCIÉTÉ CO-OPERATIVE, 61, Boulevard
Raymond Poincaré, BRUSSELS, for BELGIUM.
N. V. VAN DEN BERG & CO.'s METAALHANDEL, 163, Prins
Hendrik Kade, AMSTERDAM, for HOLLAND.
A/S C. TENNANT, SONS & CO. (SKANDINAVIEN),
Kirkegarten, 14/18, CRISTIANIA, for NORWAY.
HARKER, SUMNER & CO., 14, Largo do Corpo Santo 18,
LISBON, with offices in OPORTO, for PORTUGAL.

Head Office: Magnet House, Kingsway, London, W.C.2.

Telephone: Regent 7050 (50 lines).

Telegrams: "Electricity, Westcent, London."

Cablegrams: "Polyphase, London."